


Go to [infocommshow.org/dashboard](http://infocommshow.org/dashboard)



**infocomm**  
Conference: June 2-8  
Exhibits: June 6-8  
Las Vegas

**Welcome to the InfoComm 2018 Exhibitor Section.**

Please login with your Exhibitor ID and Password below. If you have problems logging in please contact us toll free at 888-527-8823 or 513-527-8823.

**Exhibitor Sign-In**

Exhibitor ID:

Password:

Your Name:

[Forgot ID or password?](#)

powered by  mis

*Map Your Show is an official vendor of InfoComm 2018*

If you don't have your login info, please contact:

Willie Wolfman, Expositions Services Coordinator

+1.703.279.9933

[wwolfman@avixa.org](mailto:wwolfman@avixa.org)

Once you've logged in, the exhibitor dashboard landing page looks like this:

**infocomm**  
Conference: June 2-8  
Exhibits: June 6-8  
Las Vegas

**AVIXA**  
Booth(s): L-1

Contact Us | Event Webpage | Logo

**Guest Pass Code: AVI54**  
Offer a free Exhibits-only Pass to your customer  
Include this Code in all marketing communication

**Activity**  
What is this? | **67** Views | **17** Clicks | **7** Leads | **HOW DO I RANK?**

- Exhibitor Directory Listing**  
Edit company information & select product categories
- Online Advertising Packages**  
Learn how you can increase your visibility, showcase your products, and generate qualified leads
- Sponsorship Opportunities**  
Click here to review the available Sponsorship Opportunities
- Submit Payments / Download Invoice**  
Review your Account Summary, print a statement and/or pay your balance.
- New Products & Technologies**  
Don't forget to upload your New Products!
- Upload Your In-Booth Education**  
Do you plan to have scheduled educational presentations in your booth? If so, let attendees know about them!
- Upload Press Releases**  
Upload press releases for your online listing
- Exhibitor Services**
  - Registration
  - Hotels & Housing
  - Exhibitor Service Kit
- Important Exhibitor Information**
  - Rules and Regulations
  - Intellectual Property Information
  - Exhibitor Cancellation Policy
- Marketing Resources**  
Take advantage of these FREE opportunities to promote your booth!
- View Leads & Stats**  
View your leads & stats
- Request a Meeting Room**  
Click here to request a meeting room

Click on **Upload Press Releases**

The Exhibitor Press Releases landing page looks like this.

infocomm  
Conference: June 2-8  
Exhibits: June 6-8  
Las Vegas

« Home « Back Contact Us | Event Webpage | Logout

**AVIXA**  
Booth(s): L-1

**Guest Pass Code: AVI544**  
Offer a free Exhibits-only Pass to your customers!  
Include this Code in all marketing communications.

**Exhibitor Press Releases**

Current Press Releases

**Add Press Releases**

\* Date of Release   
\* Title   
\* File  No file chosen  
Document format: .doc, & .pdf. Max file size 5mb



Fill in the info in the Add Press Releases section (see below)

**SUPER IMPORTANT**

The "Date of Release" **does NOT embargo** your release until that date.

The "Date of Release" is used to order the press releases in chronological order in the list of all exhibitor press releases.

**Exhibitor Press Releases**

Current Press Releases

**Add Press Releases**

\* Date of Release   
\* Title   
\* File  Release\_IC18...e\_FINAL.pdf  
Document format: .doc, & .pdf. Max file size 5mb

**We recommend you use upload PDFs.**

If you have a newer version of Microsoft Word, it automatically saves documents in a **.docx** format that the **system will reject**.

Once you click "Add Press Releases", the press release will now be listed under the Current Press Releases section.

### Exhibitor Press Releases

#### Current Press Releases

Date of Release Title

06/05/2018 Center Stage Speakers Announced [edit](#) | [delete](#)

#### Add Press Releases

\* Date of Release



\* Title


\* File

No file chosen

Document format: .doc, & .pdf. Max file size 5mb

# WHERE WILL MY PRESS RELEASE(S) APPEAR?

## 1. Your online exhibitor listing



The screenshot shows the infocomm website header with the event details: "Conference: June 2-8 | Exhibits: June 6-8 | Las Vegas". The navigation menu includes "Exhibitor List", "Featured Exhibitors", "Sessions", "Floor Plan", "My Show Planner", "InfoComm Home", and "Register to Attend". The breadcrumb trail is "Home / Exhibitor Press Releases / AVIXA".

### AVIXA

11242 Waples Mill Rd Suite 200  
Fairfax, VA 22030  
United States of America

P: 703.273.7200  
<http://www.avixa.org>

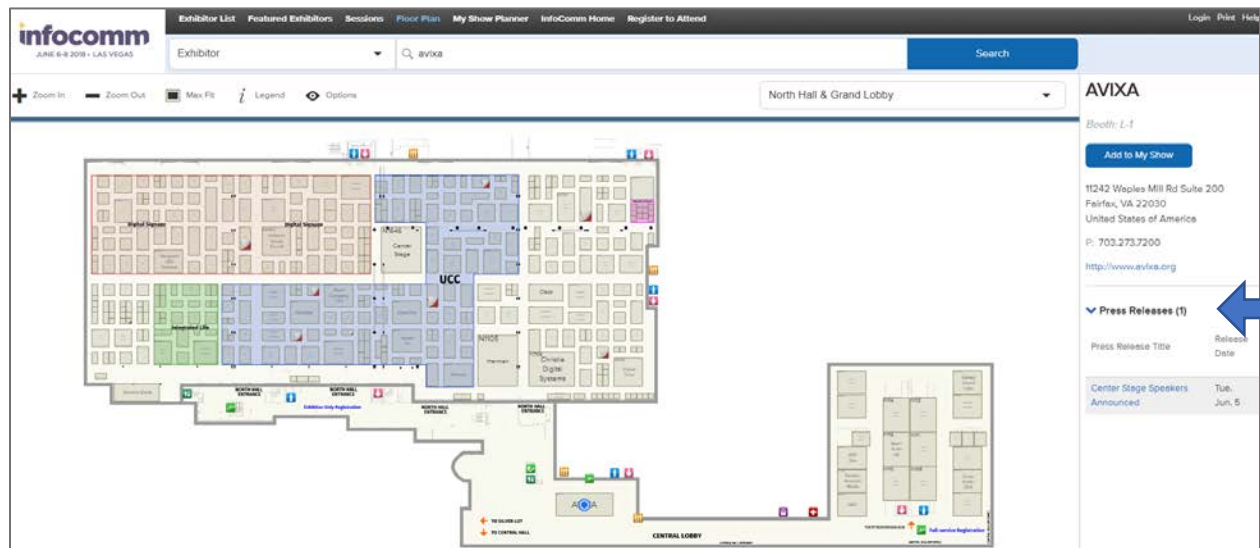
[View on Floor Plan:](#)  
North Hall & Grand Lobby - L-1

[Add to My Show](#)

**Press Releases (1)**

Press Release Title	Release Date
<a href="#">Center Stage Speakers Announced</a>	Tue, Jun, 5

## 2. Online exhibitor listing – in Floor Plan view



The screenshot shows the infocomm website in "Floor Plan" view. The main area displays a detailed floor plan of the exhibition space, with the "North Hall & Grand Lobby" selected. The AVIXA booth is highlighted in blue. The right sidebar shows the AVIXA exhibitor listing, including the "Add to My Show" button and the "Press Releases (1)" section, which lists "Center Stage Speakers Announced" on "Tue, Jun, 5".

3. In the **Exhibitor Press Releases list** (linked from the infocommshow.org website, under For Press)



Home / Exhibitor Press Releases

### Exhibitor Press Releases (25)

Exhibitor Name	Press Release Title	Release Date
AVIXA	<a href="#">Center Stage Speakers Announced</a>	Tue. Jun. 5
Univox Bo Edin AB	Super-compact and powerful hearing loop amplifier module for integration into small area communication systems	Fri. May 25
Soleborete	<a href="#">HELLO 2 PRESS RELEASE</a>	Thu. May 17

- Clicking on the Press Release Title will download the file
- Clicking on the Exhibitor Name will bring up the Exhibitor Listing

For the Release Date, the releases have future dates will appear at the top of the list.

We DO check periodically to see if exhibitors put in false dates, like January 1, 2030 to get to the top of the list. (nice try though 😊.)